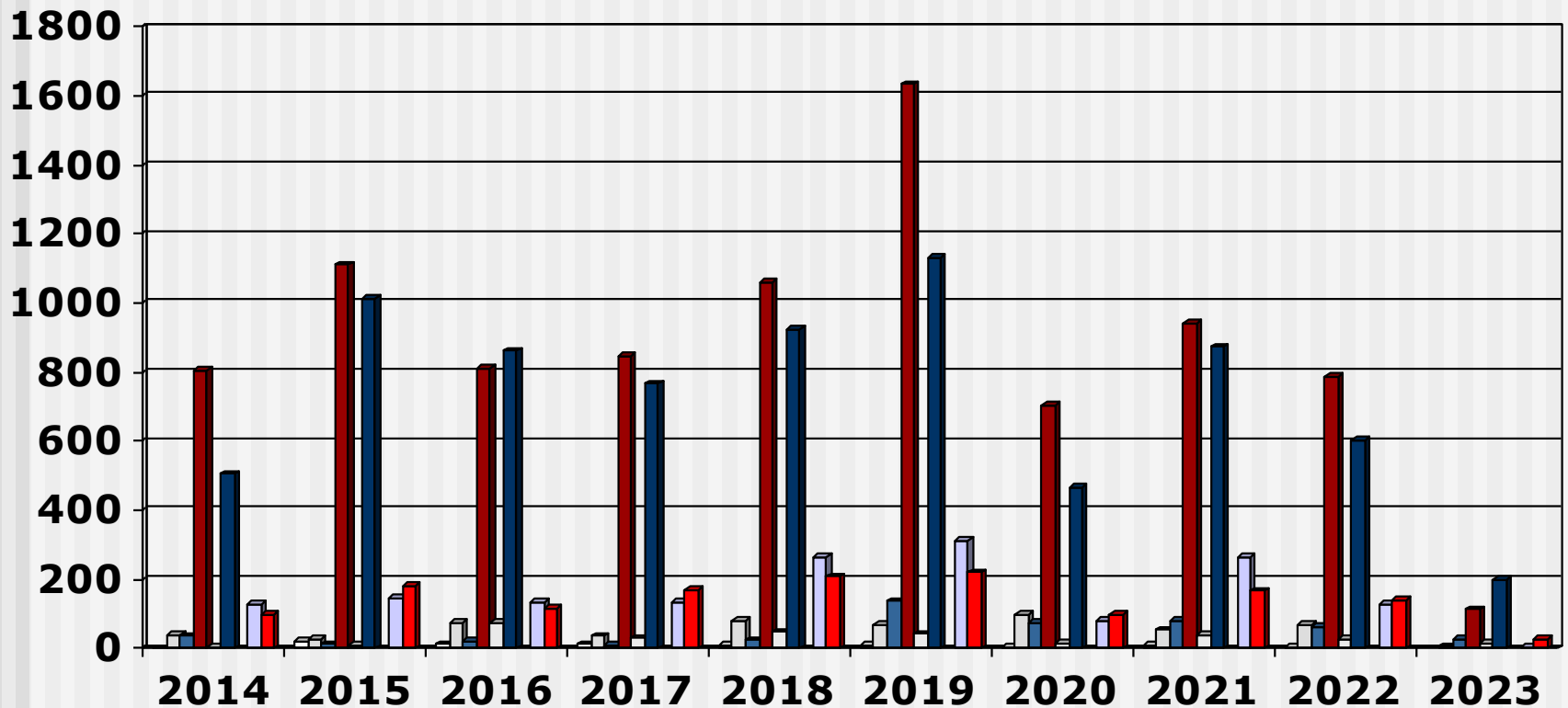


# Output Bridging Programme (2014 - 2023) Overview

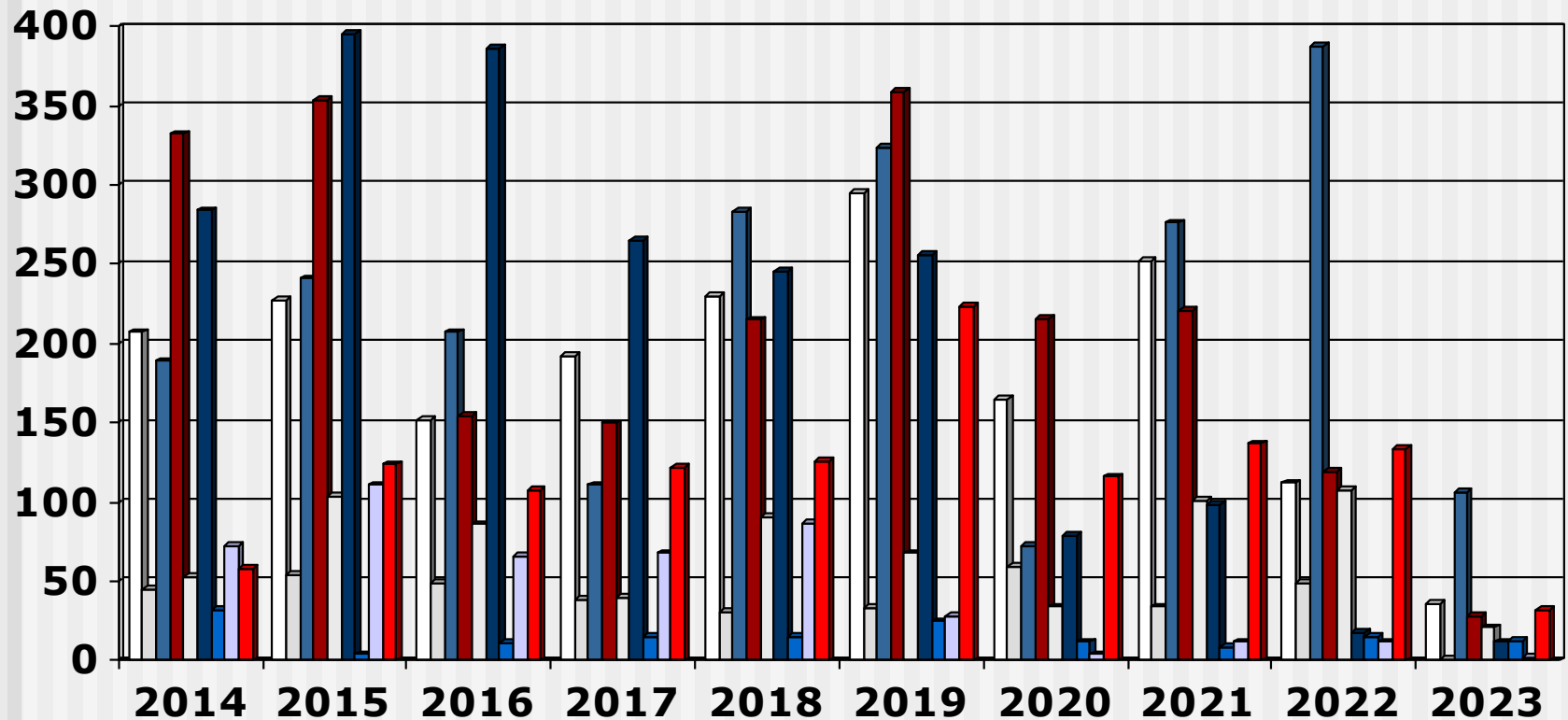
---

- These slides show the output of Nursing Education Institutions (Public and Private Institutions) providing the bridging programme leading to registration as a General Nurse or as a Psychiatric Nurse for the years 2014 – 2023
- Each slide is presented twice: first all slides are shown without data tables and then the slides are repeated with full data tables
- You may make use of these slides for education or research purposes, or in your own original works, provided that they are not changed and that the copyright notices are not removed.
- For further information, please contact:
  - S A Nursing Council:  
Private Bag X132, Pretoria, 0001, Republic of South Africa
  - Phone: +27 12 420-1000
  - Fax: +27 12 343-5400
  - E-mail: [customerservice@sanc.co.za](mailto:customerservice@sanc.co.za)
  - Website: [www.sanc.co.za](http://www.sanc.co.za)

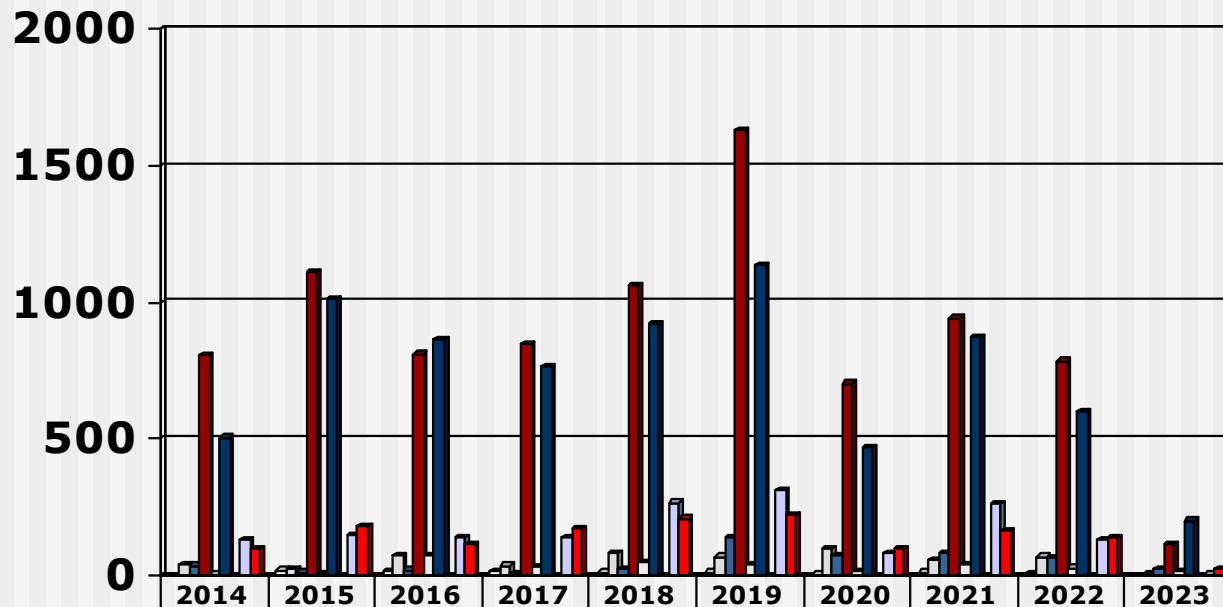
# Output Bridging Programme (2014 - 2023) Private Institutions



# Output Bridging Programme (2014 - 2023) Public Institutions

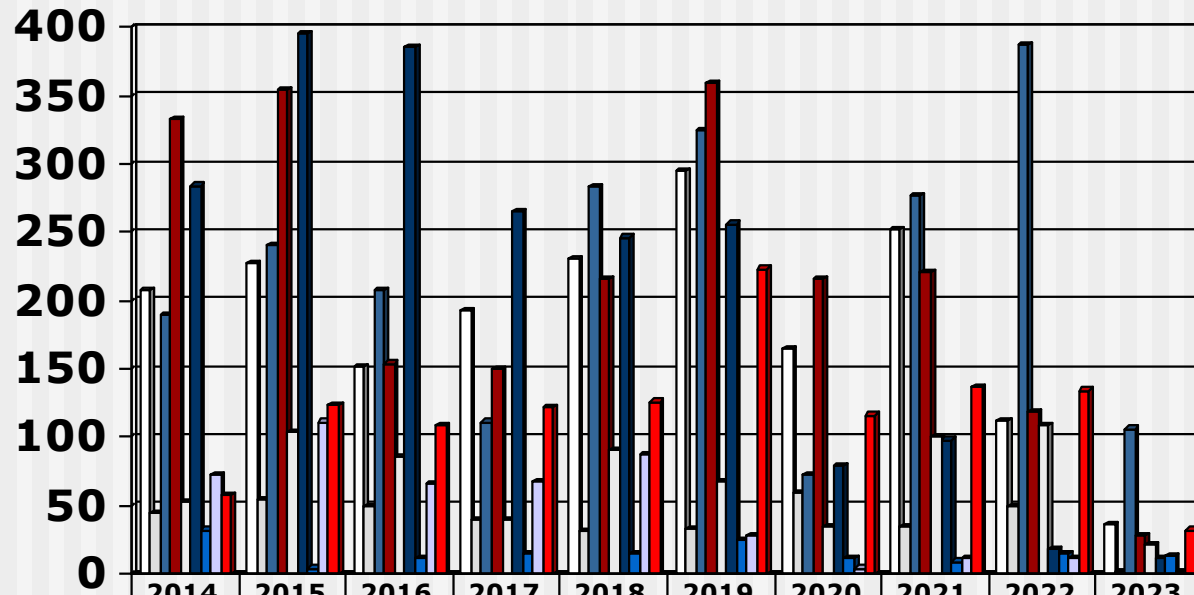


# Output Bridging Programme (2014 - 2023) Private Institutions



	2014	2015	2016	2017	2018	2019	2020	2021	2022	2023
□ Limpopo	1	20	13	13	11	11	4	11	5	
□ North West	39	27	74	37	83	70	98	55	70	7
■ Mpumulanga	36	12	20	10	24	137	74	81	64	27
■ Gauteng	805	1110	811	847	1062	1633	703	943	786	114
□ Free State	3	10	74	30	48	42	17	40	28	16
■ KwaZulu Natal	506	1014	862	767	925	1133	468	874	602	201
■ Northern Cape										
□ Western Cape	130	146	136	136	267	311	80	265	130	4
■ Eastern Cape	97	183	117	172	209	221	97	167	141	27

# Output Bridging Programme (2014 - 2023) Public Institutions



	2014	2015	2016	2017	2018	2019	2020	2021	2022	2023
□ Limpopo	207	227	152	192	230	295	165	252	112	36
□ North West	45	54	49	39	31	33	59	34	49	1
■ Mpumulanga	189	241	207	111	283	324	72	276	387	106
■ Gauteng	332	354	154	150	215	359	216	221	119	28
□ Free State	53	104	86	40	91	68	34	101	108	21
■ KwaZulu Natal	284	395	386	265	246	256	79	98	18	12
■ Northern Cape	32	4	11	15	15	25	12	9	15	13
□ Western Cape	72	111	66	68	87	28	4	12	12	2
■ Eastern Cape	58	124	108	122	126	223	116	137	134	32