

# Output Pupil Auxiliaries

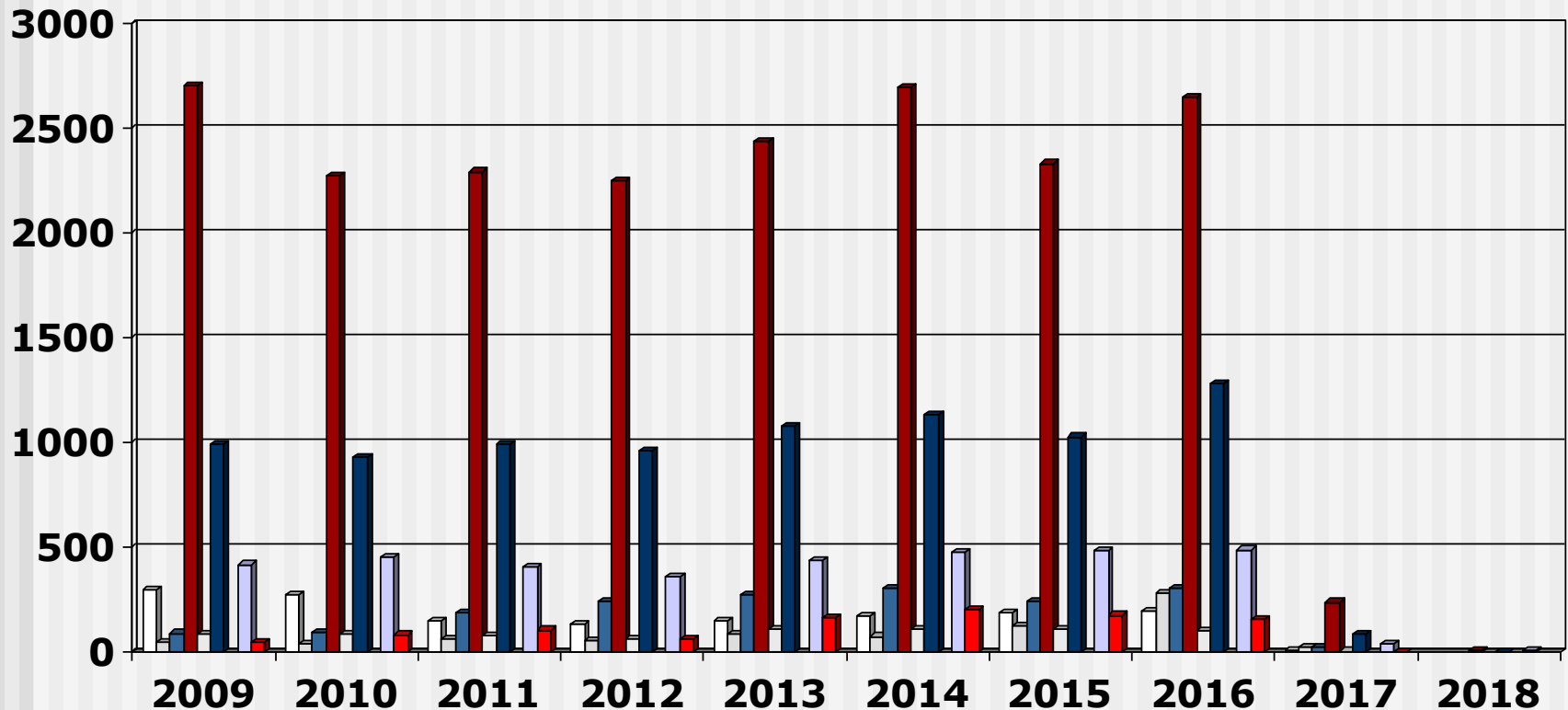
## (2009 - 2018) Overview

---

- These slides show the output of Nursing Education Institutions (Public and Private Institutions) providing the programme leading to enrolment as an Enrolled Nursing Auxiliary for the years 2009 - 2018
- Each slide is presented twice: first all slides are shown without data tables and then the slides are repeated with full data tables
- For further information, please contact:
  - S A Nursing Council:  
Private Bag X132, Pretoria, 0001, Republic of South Africa
  - Phone: 012 420-1000
  - Fax: 012 343-5400
  - E-mail: [customerservice@sanc.co.za](mailto:customerservice@sanc.co.za)
  - Website: [www.sanc.co.za](http://www.sanc.co.za)

# Output Pupil Auxiliaries

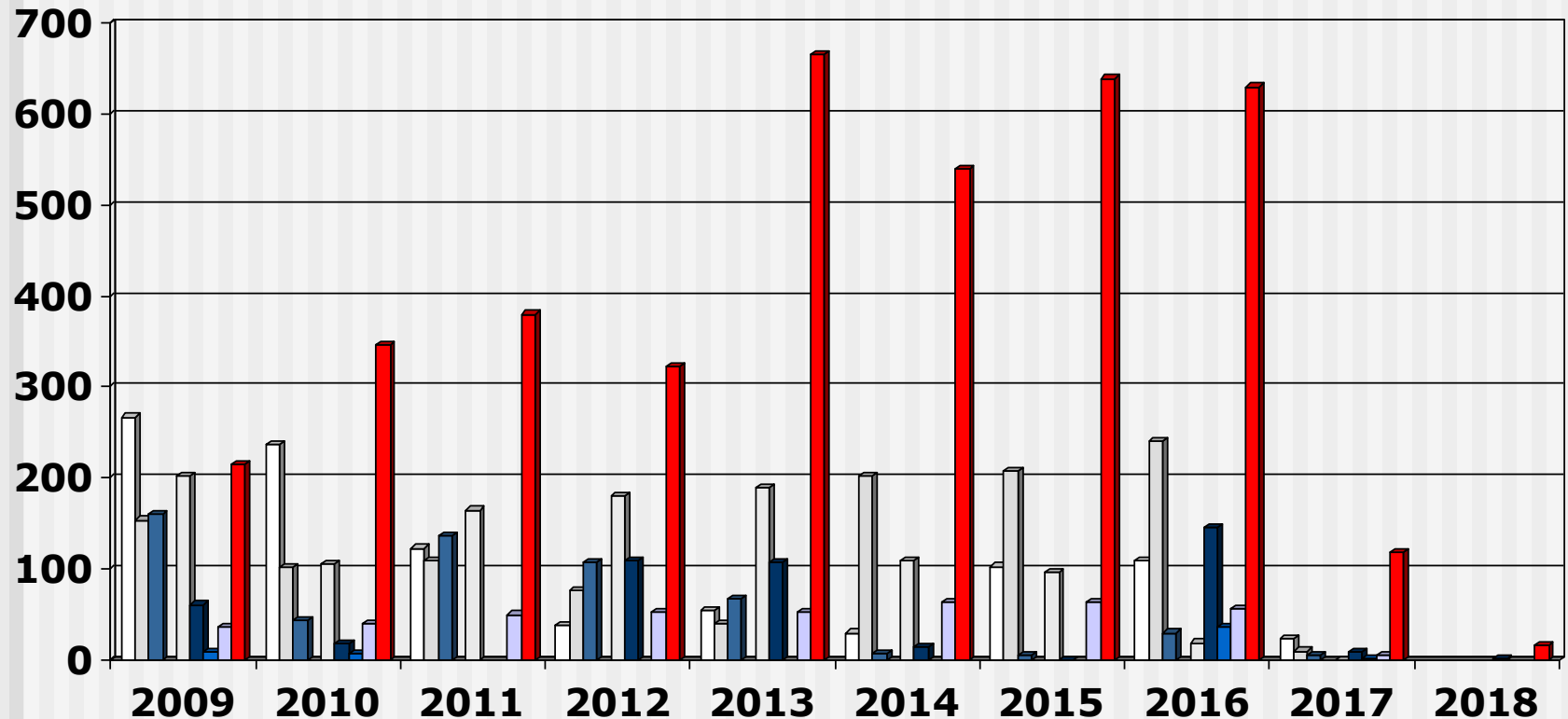
(2009 - 2018) Private Institutions



□ Limpopo    □ North West    ■ Mpumulanga    ■ Gauteng    □ Free State  
■ KwaZulu Natal    ■ Northern Cape    ■ Western Cape    ■ Eastern Cape

# Output Pupil Auxiliaries

## (2009 - 2018) Public Institutions

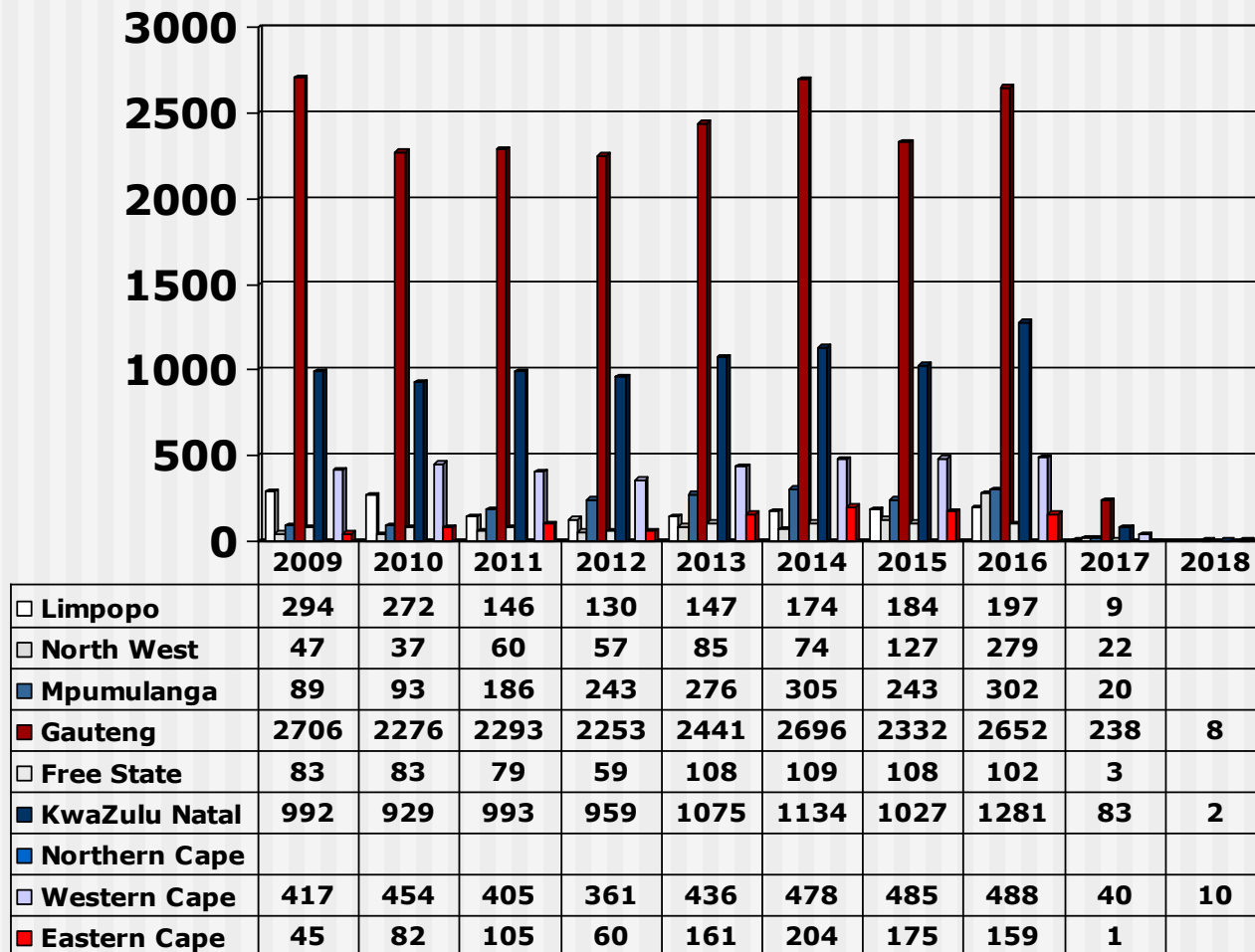


Limpopo
  North West
  Mpumulanga
  Gauteng
  Free State

KwaZulu Natal
  Northern Cape
  Western Cape
  Eastern Cape

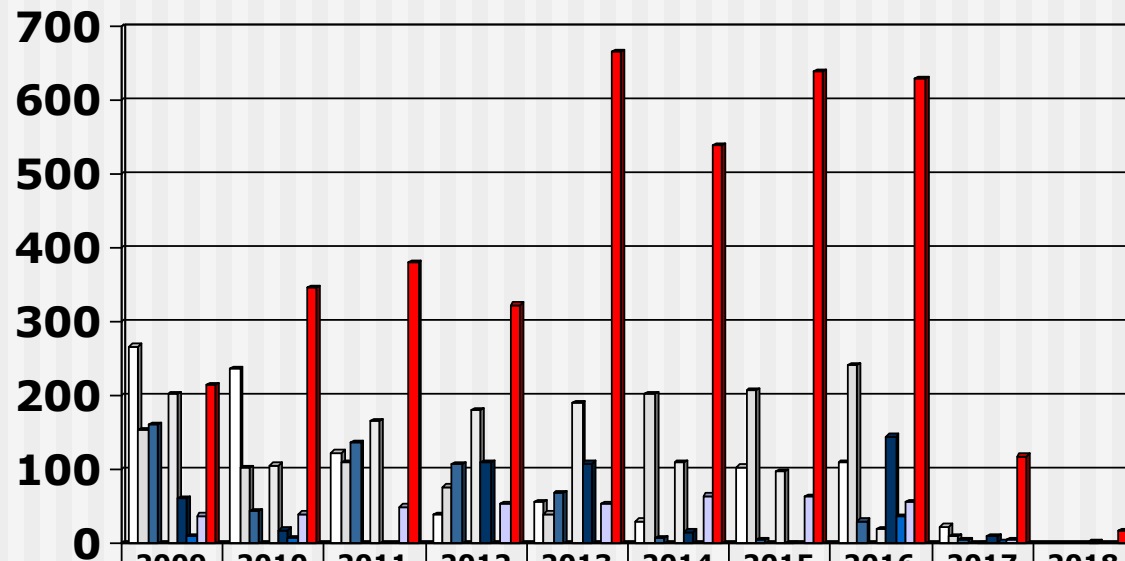
# Output Pupil Auxiliaries

## (2009 - 2018) Private Institutions



# Output Pupil Auxiliaries

## (2009 - 2018) Public Institutions



	2009	2010	2011	2012	2013	2014	2015	2016	2017	2018
□ Limpopo	267	237	123	38	55	30	103	109	23	
□ North West	154	102	110	76	40	202	207	241	10	
■ Mpumulanga	161	43	137	107	68	7	5	30	5	
■ Gauteng										
□ Free State	202	106	165	180	190	110	97	19	0	
■ KwaZulu Natal	61	18		110	108	15	0	145	9	2
■ Northern Cape	9	7						36	1	
□ Western Cape	37	40	50	53	53	64	63	56	5	
■ Eastern Cape	215	346	380	323	666	539	639	630	118	17