

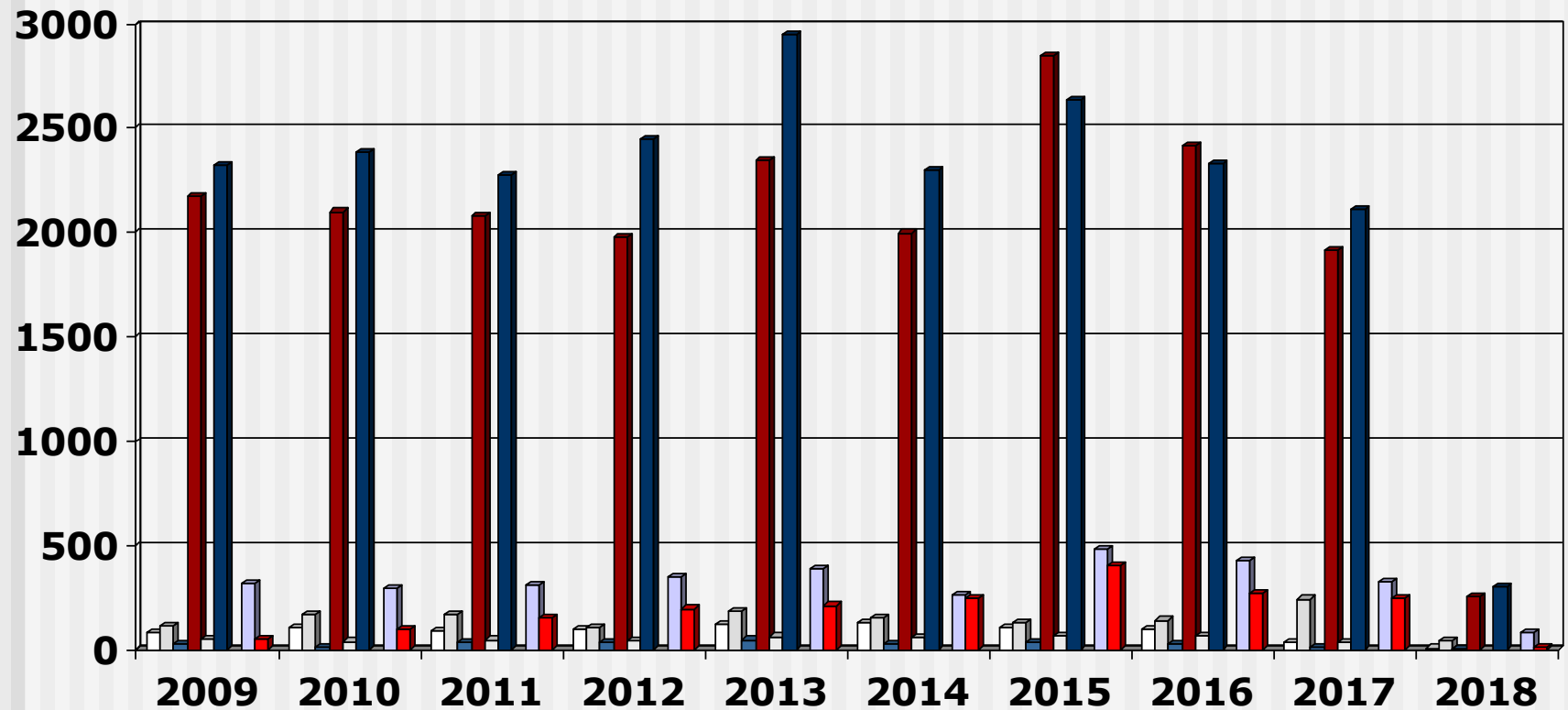
Output Pupil Nurses

(2009 - 2018) Overview

- These slides show the output of Nursing Education Institutions (Public and Private Institutions) providing the programme leading to enrolment as an Enrolled Nurse for the years 2009 - 2018
- Each slide is presented twice: first all slides are shown without data tables and then the slides are repeated with full data tables
- For further information, please contact:
 - S A Nursing Council:
Private Bag X132, Pretoria, 0001, Republic of South Africa
 - Phone: 012 420-1000
 - Fax: 012 343-5400
 - E-mail: customerservice@sanc.co.za
 - Website: www.sanc.co.za

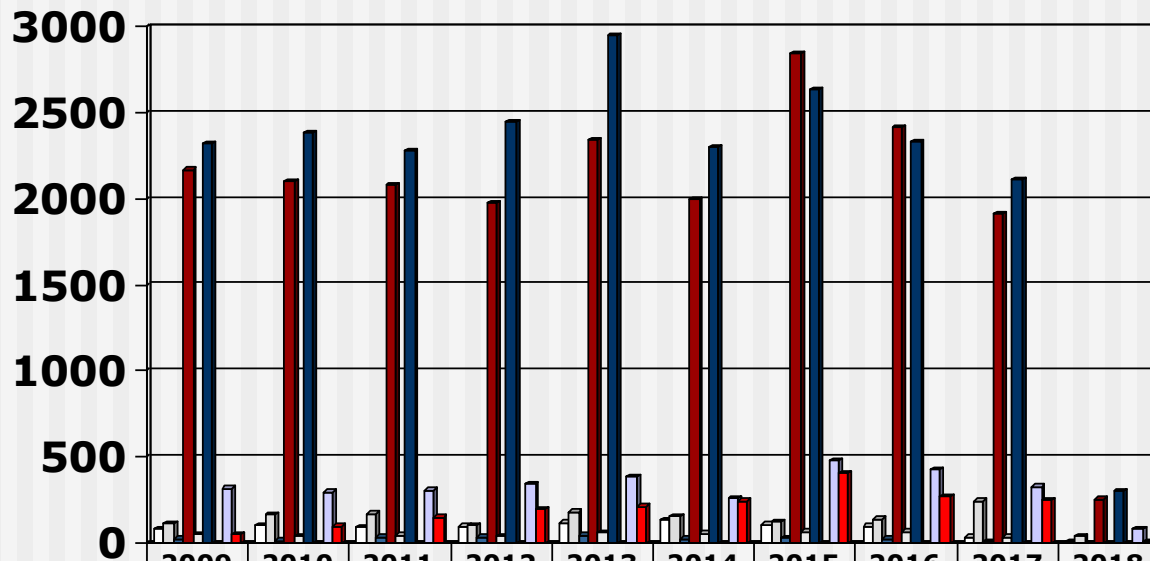
Output Pupil Nurses

(2009 - 2018) Private Institutions



Output Pupil Nurses

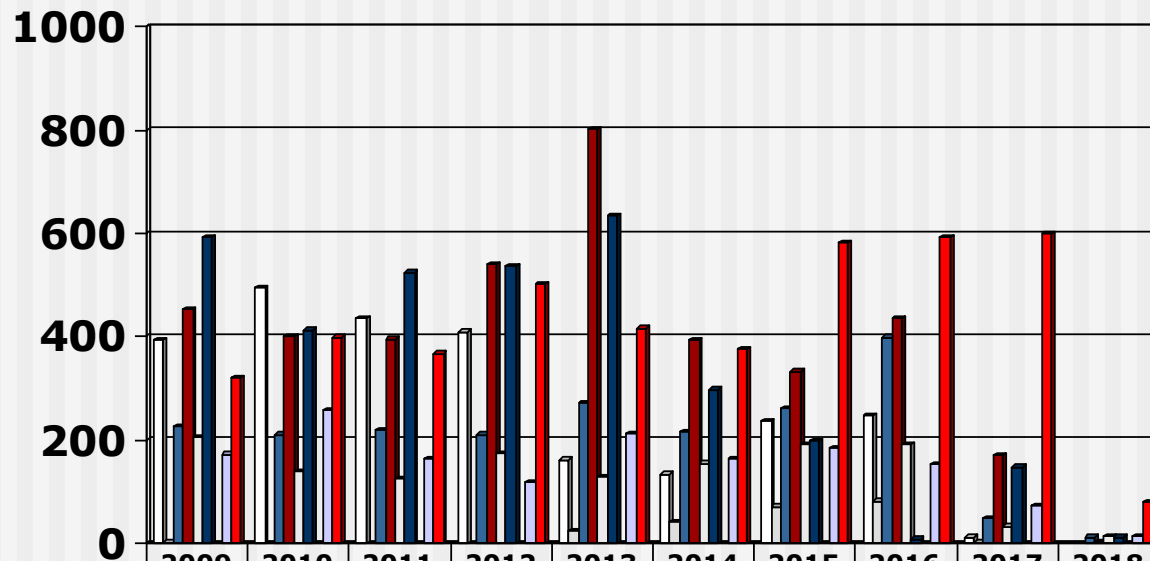
(2009 - 2018) Private Institutions



	2009	2010	2011	2012	2013	2014	2015	2016	2017	2018
□ Limpopo	80	105	92	99	120	132	108	99	33	7
□ North West	110	165	171	103	183	153	126	141	242	40
■ Mpumalanga	24	12	34	34	46	25	32	24	9	1
■ Gauteng	2171	2099	2079	1978	2345	1998	2848	2414	1913	256
□ Free State	52	39	47	41	62	57	66	65	36	
■ KwaZulu Natal	2322	2383	2278	2448	2951	2301	2633	2332	2110	300
■ Northern Cape										
□ Western Cape	316	296	307	345	387	260	478	426	326	79
■ Eastern Cape	53	98	150	195	211	246	406	271	249	9

Output Pupil Nurses

(2009 - 2018) Public Institutions



	2009	2010	2011	2012	2013	2014	2015	2016	2017	2018
□ Limpopo	393	494	436	409	162	134	237	246	11	
□ North West	1				23	41	71	82	1	
■ Mpumulanga	227	211	219	211	271	216	262	399	48	12
■ Gauteng	453	401	396	540	802	394	333	435	171	3
□ Free State	205	139	126	173	129	154	191	192	32	13
■ KwaZulu Natal	593	413	524	536	634	297	199	8	148	12
■ Northern Cape										
□ Western Cape	172	257	164	119	212	164	184	152	73	14
■ Eastern Cape	321	399	368	501	416	377	582	593	599	79