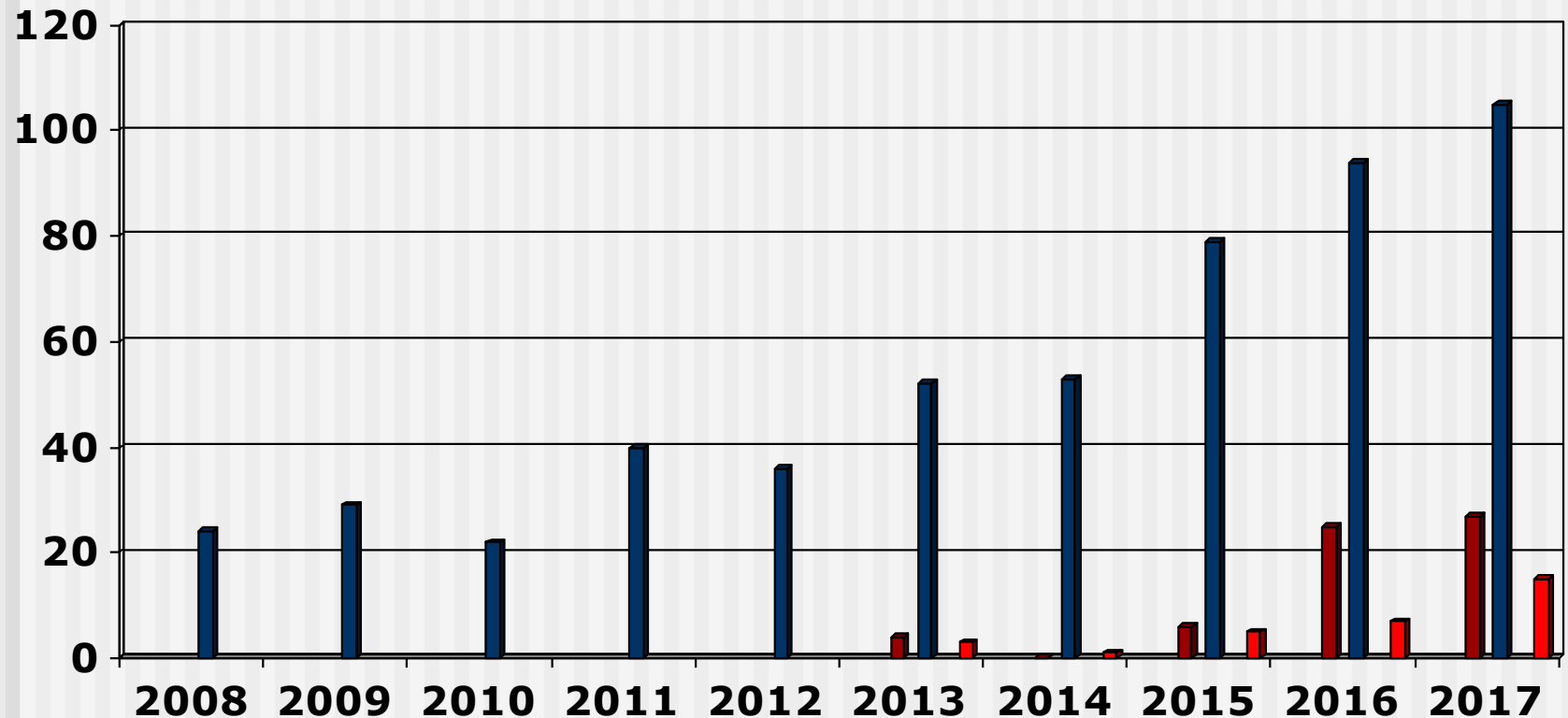


Output Midwifery Programme (2008 - 2017) Overview

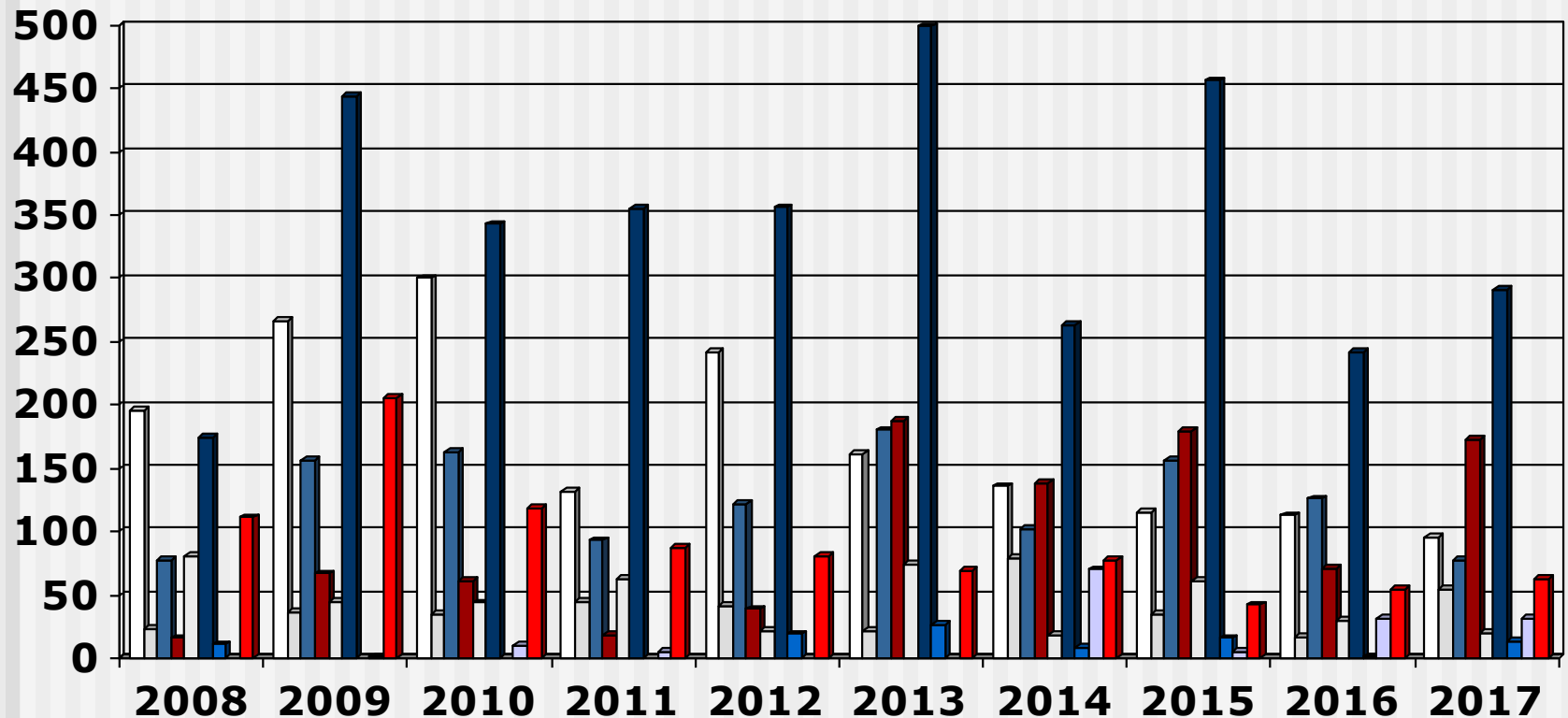
- These slides show the output of Nursing Education Institutions (Public and Private Institutions) providing the programme leading to registration as a Midwife for the years 2008 - 2017
- Each slide is presented twice: first all slides are shown without data tables and then the slides are repeated with full data tables
- For further information, please contact:
 - S A Nursing Council:
Private Bag X132, Pretoria, 0001, Republic of South Africa
 - Phone: 012 420-1000
 - Fax: 012 343-5400
 - E-mail: registrar@sanc.co.za
 - Website: www.sanc.co.za

Output Midwifery Programme (2008 - 2017) Private Institutions



□ Limpopo □ North West ■ Mpumulanga ■ Gauteng □ Free State
■ KwaZulu Natal ■ Northern Cape □ Western Cape ■ Eastern Cape

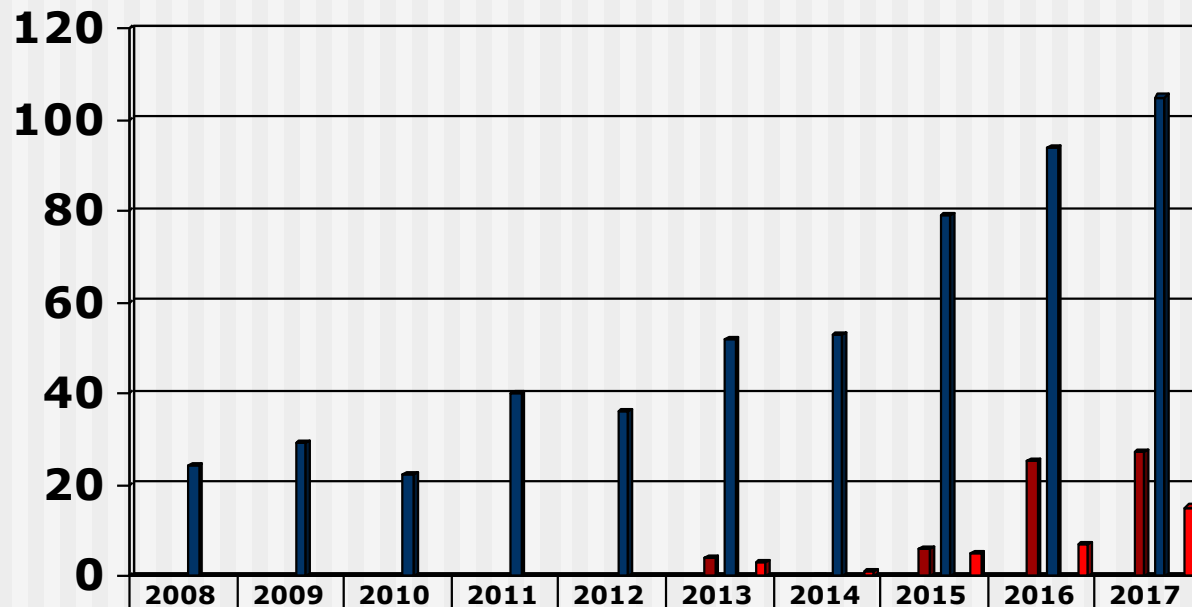
Output Midwifery Programme (2008 - 2017) Public Institutions



Limpopo
 North West
 Mpumalanga
 Gauteng
 Free State

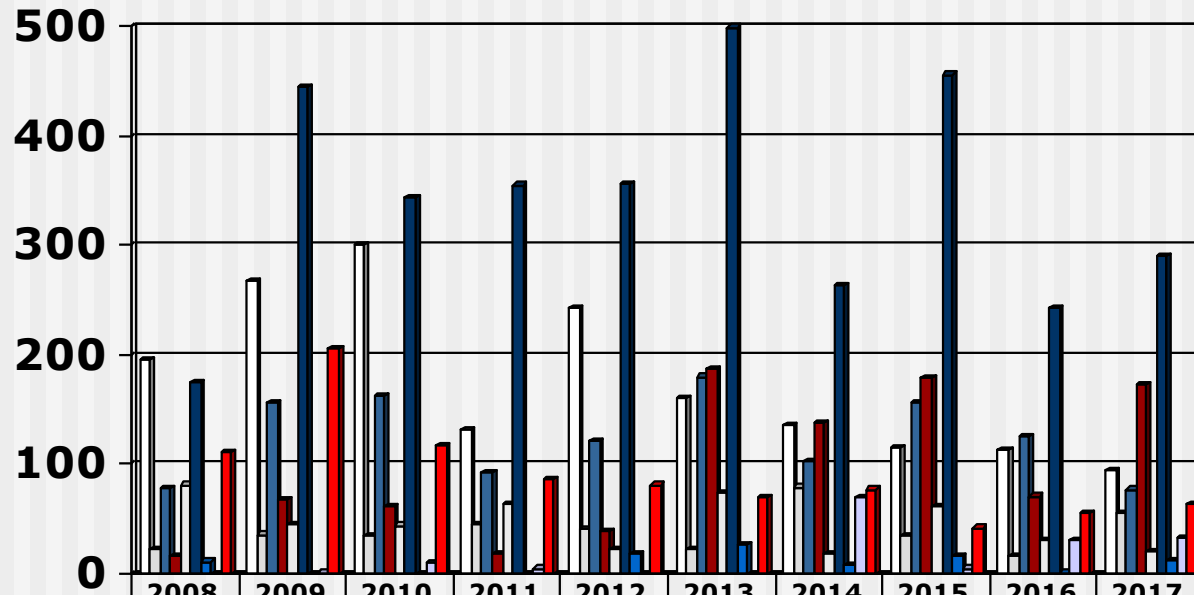
 KwaZulu Natal
 Northern Cape
 Western Cape
 Eastern Cape

Output Midwifery Programme (2008 - 2017) Private Institutions



	2008	2009	2010	2011	2012	2013	2014	2015	2016	2017
□ Limpopo										
□ North West										
■ Mpumulanga										
■ Gauteng						4	0	6	25	27
□ Free State										
■ KwaZulu Natal	24	29	22	40	36	52	53	79	94	105
■ Northern Cape										
□ Western Cape										
■ Eastern Cape						3	1	5	7	15

Output Midwifery Programme (2008 - 2017) Public Institutions



	2008	2009	2010	2011	2012	2013	2014	2015	2016	2017
□ Limpopo	196	267	300	132	242	161	136	115	113	95
□ North West	23	36	35	45	41	22	79	35	17	55
■ Mpumulanga	78	156	163	93	122	180	102	156	126	77
■ Gauteng	16	67	61	18	39	187	138	179	71	173
□ Free State	81	45	44	63	22	74	18	61	30	20
■ KwaZulu Natal	174	444	343	355	356	499	263	456	242	291
■ Northern Cape	11				19	26	8	16	1	13
□ Western Cape		1	10	5			70	5	31	32
■ Eastern Cape	111	206	118	87	81	69	77	42	55	63