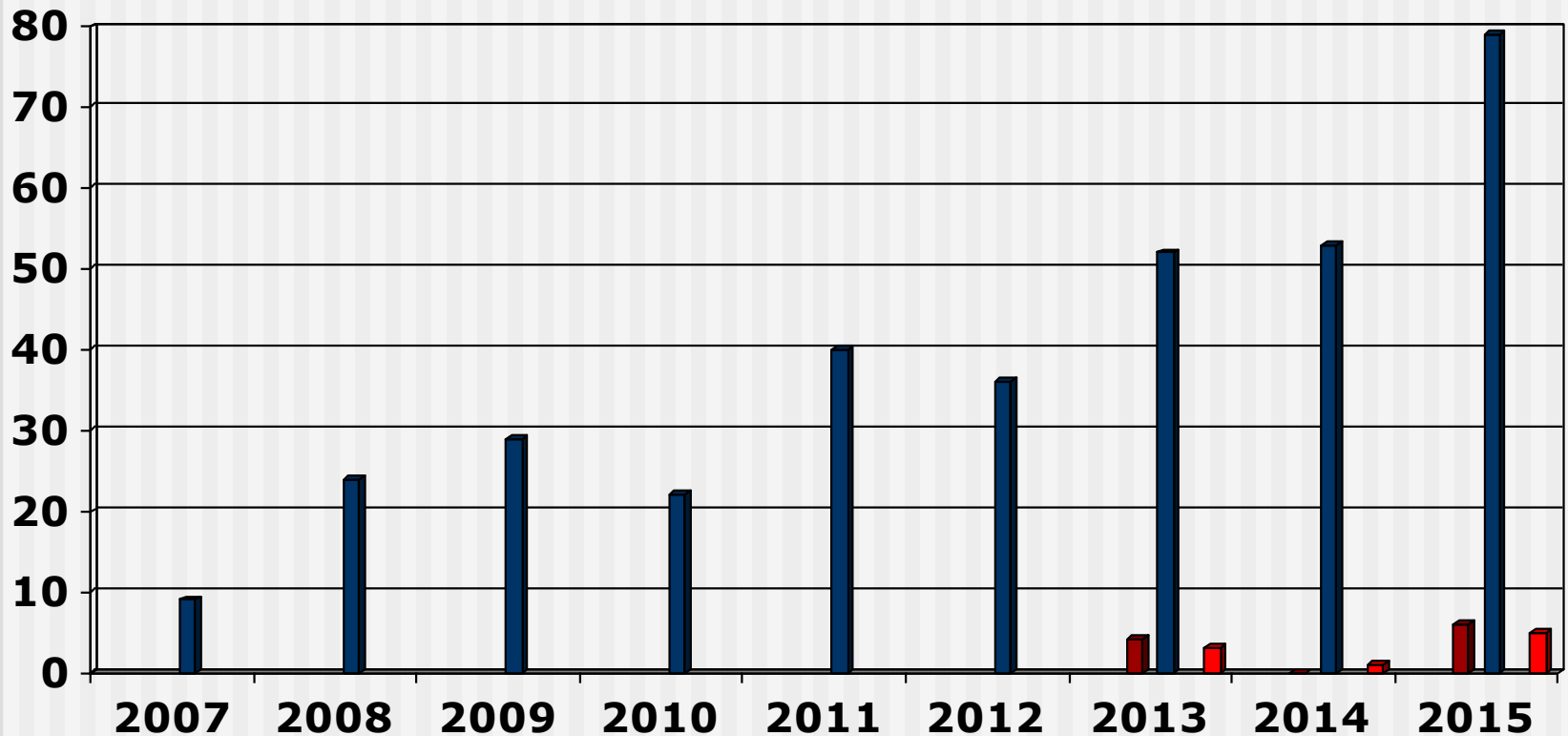


# Output Midwifery Programme (2007 - 2015) Overview

---

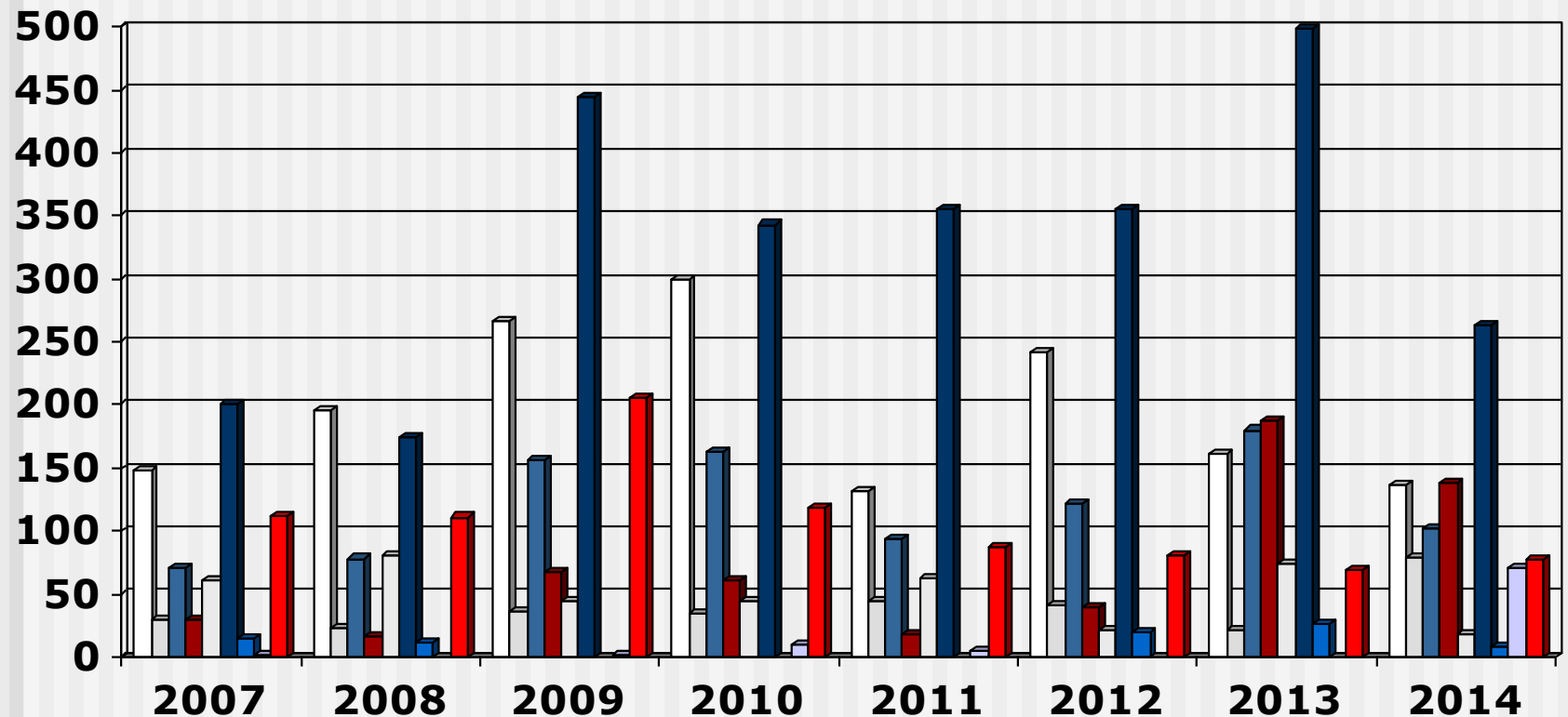
- These slides show the output of Nursing Education Institutions (Public and Private Institutions) providing the programme leading to registration as a Midwife for the years 2007 - 2015
- Each slide is presented twice: first all slides are shown without data tables and then the slides are repeated with full data tables
- For further information, please contact:
  - S A Nursing Council:  
Private Bag X132, Pretoria, 0001, Republic of South Africa
  - Phone: 012 420-1000
  - Fax: 012 343-5400
  - E-mail: [registrar@sanc.co.za](mailto:registrar@sanc.co.za)
  - Website: [www.sanc.co.za](http://www.sanc.co.za)

# Output Midwifery Programme (2007 - 2015) Private Institutions



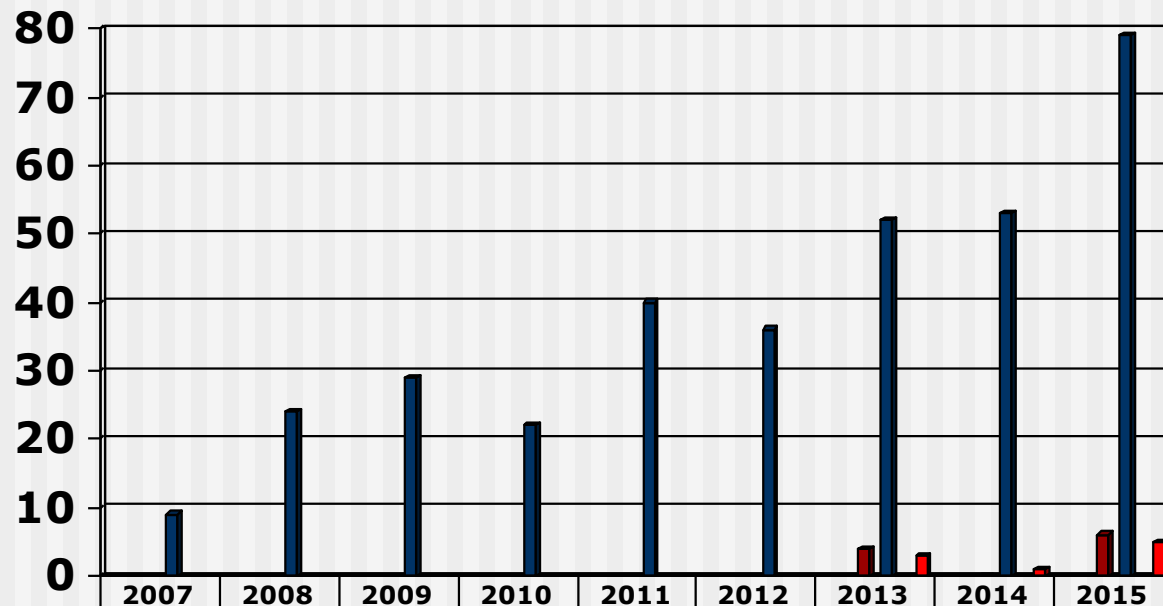
□ Limpopo      □ North West      ■ Mpumulanga      ■ Gauteng      □ Free State  
■ KwaZulu Natal      ■ Northern Cape      □ Western Cape      ■ Eastern Cape

# Output Midwifery Programme (2007 - 2015) Public Institutions



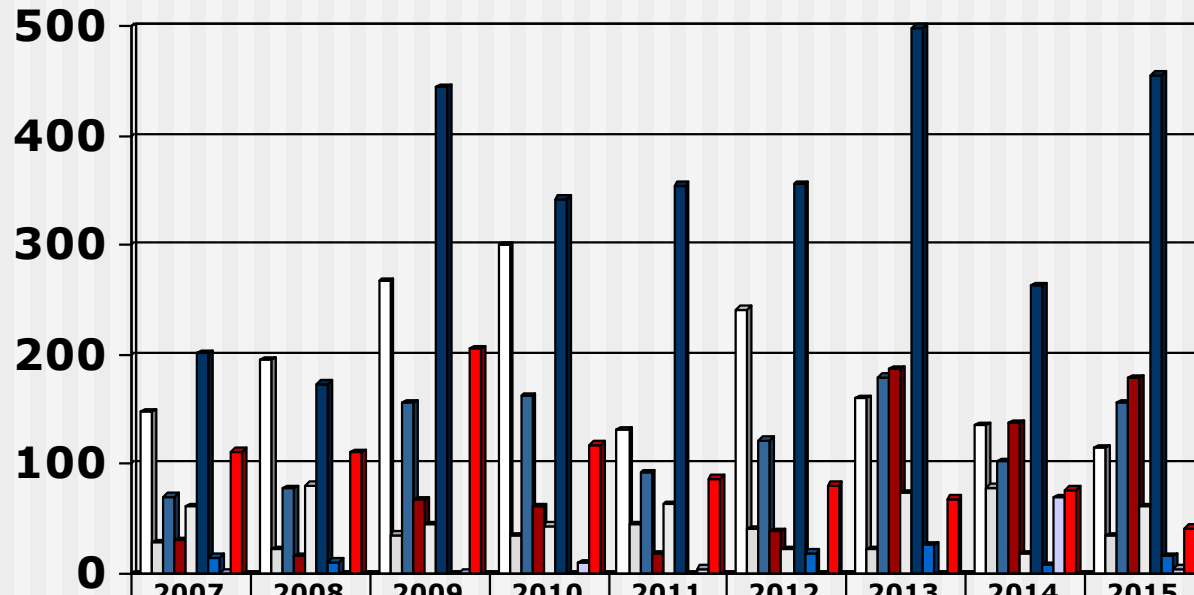
Limpopo
  North West
  Mpumalanga
  Gauteng
  Free State
   
 KwaZulu Natal
  Northern Cape
  Western Cape
  Eastern Cape

# Output Midwifery Programme (2007 - 2015) Private Institutions



	2007	2008	2009	2010	2011	2012	2013	2014	2015
□ Limpopo									
□ North West									
■ Mpumulanga									
■ Gauteng							4	0	6
□ Free State									
■ KwaZulu Natal	9	24	29	22	40	36	52	53	79
■ Northern Cape									
□ Western Cape									
■ Eastern Cape							3	1	5

# Output Midwifery Programme (2007 - 2015) Public Institutions



	2007	2008	2009	2010	2011	2012	2013	2014	2015
□ Limpopo	148	196	267	300	132	242	161	136	115
□ North West	29	23	36	35	45	41	22	79	35
■ Mpumalanga	71	78	156	163	93	122	180	102	156
■ Gauteng	30	16	67	61	18	39	187	138	179
□ Free State	61	81	45	44	63	22	74	18	61
■ KwaZulu Natal	201	174	444	343	355	356	499	263	456
■ Northern Cape	15	11				19	26	8	16
□ Western Cape	1		1	10	5			70	5
■ Eastern Cape	112	111	206	118	87	81	69	77	42